

TRANSTECH DATA SERVICES
Vehicle Turning Movement Survey
With Classification

Major Route: Route 16
Minor Route: Domano-Tyner Drive
Municipality: Prince George
Filename: Route16@Domano-Tyner.xls
Location #: 13

Date: August 31, 2006
Day-of-week: Thursday

East/West Route: Route 16
Intersection Type: Four approach intersection
Signalized?: Yes
Weather: Clear and dry

Vehicle Classifications: Passenger Vehicles
 Light Trucks
 HeavyTrucks

This data is for Passenger Vehicles

Shift	Start	Duration
AM	6:00	3.00
Noon	11:00	2.00
PM	15:00	3.00
Total		8.00

Note: duration: decimal hours
 start time: 24 hr clock (15 min increments)

Comments:

Notes: North Approach - vehicles approaching intersection from the north
 15x4 - 15 min volume (from maximum 15 minute period of movement/approach in peak hour period [*]) x 4
 Pedestrians - N indicates pedestrians crossing north approach (east/west)

Survey Data

Location: Route 16 @ Domano-Tyner Drive

Date: Thursday, August 31, 2006

This data is for Passenger Vehicles

Time Period Begins	Tyner				Domano				Route 16 WEST Approach				Route 16 EAST Approach				Total Volume	Pedestrians			
	NORTH Approach				SOUTH Approach				WEST Approach				EAST Approach					N	S	W	E
	Left	Thru	Right	Total	Left	Thru	Right	Total	Left	Thru	Right	Total	Left	Thru	Right	Total					
6:00	0	3	8	11	5	3	13	21	15	56	1	72	8	27	0	35	139	0	0	0	0
6:15	2	1	17	20	0	3	30	33	17	61	2	80	5	26	0	31	164	0	0	0	0
6:30	4	6	19	29	7	24	50	81	26	122	3	151	12	38	2	52	313	0	0	1	0
6:45	3	13	18	34	5	25	39	69	30	96	1	127	14	54	2	70	300	0	0	0	0
7:00	0	10	18	28	3	19	40	62	33	84	7	124	15	39	0	54	268	1	0	1	0
7:15	2	5	18	25	8	36	61	105	33	144	11	188	15	37	1	53	371	0	0	0	0
7:30	5	11	31	47	8	51	117	176	64	228	7	299	18	36	0	54	576 *	0	0	0	0
7:45	2	31	29	62	3	68	119	190	78	207	11	296	21	54	2	77	625 +	0	0	1	0
8:00	1	18	27	46	10	65	80	155	57	140	14	211	29	52	4	85	497 *	0	0	0	0
8:15	4	31	35	70	8	57	110	175	66	196	10	272	27	52	3	82	599 *	0	0	0	0
8:30	3	25	37	65	5	54	83	142	63	141	8	212	41	74	2	117	536	0	0	0	0
8:45	1	34	46	81	9	41	81	131	43	151	14	208	43	54	3	100	520	0	0	0	2
n/a	0	0	0	0	0	0	0	0	0	0	0	0	0	0	0	0	0	0	0	0	0
n/a	0	0	0	0	0	0	0	0	0	0	0	0	0	0	0	0	0	0	0	0	0
n/a	0	0	0	0	0	0	0	0	0	0	0	0	0	0	0	0	0	0	0	0	0
n/a	0	0	0	0	0	0	0	0	0	0	0	0	0	0	0	0	0	0	0	0	0

Total	27	188	303	518	71	446	823	1340	525	1626	89	2240	248	543	19	810	4908	1	0	3	2
Pk Hr	12	91	122	225	29	241	426	696	265	771	42	1078	95	194	9	298	2297 *	0	0	1	0
15x4	20	124	140	280	40	272	476	760	312	912	56	1196	116	216	16	340	2500 +	0	0	4	0

11:00	1	18	41	60	14	24	68	106	25	110	8	143	72	107	2	181	490	0	0	0	1
11:15	2	34	35	71	15	31	77	123	55	126	16	197	57	112	2	171	562	0	0	0	4
11:30	1	34	44	79	13	21	71	105	33	107	20	160	90	122	1	213	557	0	0	0	0
11:45	5	34	48	87	17	55	111	183	44	134	16	194	92	100	5	197	661 *	0	0	0	1
12:00	5	62	56	123	18	40	83	141	53	120	9	182	87	134	4	225	671 +	1	0	3	1
12:15	0	54	41	95	17	49	59	125	33	123	18	174	99	118	0	217	611 *	0	0	0	2
12:30	2	34	38	74	26	36	67	129	40	124	19	183	98	147	5	250	636 *	0	0	0	3
12:45	0	30	51	81	12	44	87	143	53	144	20	217	69	138	3	210	651	0	0	1	0
n/a	0	0	0	0	0	0	0	0	0	0	0	0	0	0	0	0	0	0	0	0	0
n/a	0	0	0	0	0	0	0	0	0	0	0	0	0	0	0	0	0	0	0	0	0
n/a	0	0	0	0	0	0	0	0	0	0	0	0	0	0	0	0	0	0	0	0	0
n/a	0	0	0	0	0	0	0	0	0	0	0	0	0	0	0	0	0	0	0	0	0

Total	16	300	354	670	132	300	623	1055	336	988	126	1450	664	978	22	1664	4839	1	0	4	12
Pk Hr	12	184	183	379	78	180	320	578	170	501	62	733	376	499	14	889	2579 *	1	0	3	7
15x4	20	248	224	492	104	220	444	732	212	536	76	776	396	588	20	1000	2684 +	4	0	12	12

15:00	5	46	50	101	19	41	82	142	44	133	20	197	99	113	5	217	657	0	0	1	0
15:15	5	30	51	86	19	62	73	154	41	129	16	186	110	160	4	274	700	2	0	2	0
15:30	9	70	57	136	30	52	70	152	67	169	23	259	112	154	7	273	820	0	0	0	0
15:45	9	50	47	106	21	43	92	156	76	203	26	305	124	162	4	290	857	0	0	0	0
16:00	2	60	65	127	34	45	80	159	46	123	22	191	149	172	7	328	805	0	0	0	0
16:15	5	67	58	130	20	63	100	183	38	143	18	199	140	180	4	324	836	0	0	0	1
16:30	8	66	73	147	38	50	71	159	71	133	26	230	125	206	5	336	872	0	0	0	0
16:45	8	91	96	195	31	43	79	153	78	135	24	237	153	233	7	393	978 +	1	0	1	0
17:00	11	83	108	202	30	57	89	176	55	155	19	229	148	209	3	360	967 *	0	0	0	0
17:15	4	62	82	148	41	44	63	148	51	130	20	201	154	261	0	415	912 *	0	0	2	0
17:30	8	77	75	160	60	68	56	184	55	148	25	228	142	211	1	354	926 *	0	0	0	0
17:45	3	64	65	132	29	58	66	153	65	135	23	223	140	208	2	350	858	0	0	0	1
n/a	0	0	0	0	0	0	0	0	0	0	0	0	0	0	0	0	0	0	0	0	0
n/a	0	0	0	0	0	0	0	0	0	0	0	0	0	0	0	0	0	0	0	0	0
n/a	0	0	0	0	0	0	0	0	0	0	0	0	0	0	0	0	0	0	0	0	0
n/a	0	0	0	0	0	0	0	0	0	0	0	0	0	0	0	0	0	0	0	0	0

Total	77	766	827	1670	372	626	921	1919	687	1736	262	2685	1596	2269	49	3914	10188	3	0	6	2
Pk Hr	31	313	361	705	162	212	287	661	239	568	88	895	597	914	11	1522	3783 *	1	0	3	0
15x4	44	364	432	808	240	272	356	736	312	620	100	948	616	1044	28	1660	3912 +	4	0	8	0

AM Peak Period

Location: Route 16 @ Domano-Tyner Drive

Date: Thursday, August 31, 2006

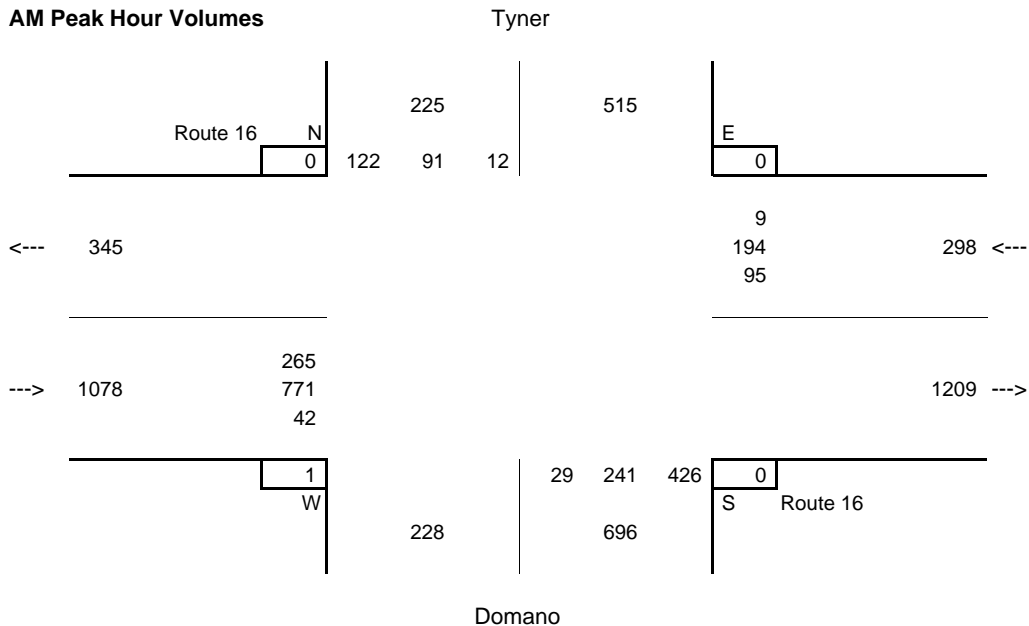
This data is for Passenger Vehicles

Time Period Begins	Tyner				Domano				Route 16				Route 16				Total Volume	Pedestrians			
	NORTH Approach				SOUTH Approach				WEST Approach				EAST Approach					N	S	W	E
	Left	Thru	Right	Total	Left	Thru	Right	Total	Left	Thru	Right	Total	Left	Thru	Right	Total					
06:00	0	3	8	11	5	3	13	21	15	56	1	72	8	27	0	35	139	0	0	0	0
06:15	2	1	17	20	0	3	30	33	17	61	2	80	5	26	0	31	164	0	0	0	0
06:30	4	6	19	29	7	24	50	81	26	122	3	151	12	38	2	52	313	0	0	1	0
06:45	3	13	18	34	5	25	39	69	30	96	1	127	14	54	2	70	300	0	0	0	0
07:00	0	10	18	28	3	19	40	62	33	84	7	124	15	39	0	54	268	1	0	1	0
07:15	2	5	18	25	8	36	61	105	33	144	11	188	15	37	1	53	371	0	0	0	0
07:30	5	11	31	47	8	51	117	176	64	228	7	299	18	36	0	54	576 *	0	0	0	0
07:45	2	31	29	62	3	68	119	190	78	207	11	296	21	54	2	77	625 +	0	0	1	0
08:00	1	18	27	46	10	65	80	155	57	140	14	211	29	52	4	85	497 *	0	0	0	0
08:15	4	31	35	70	8	57	110	175	66	196	10	272	27	52	3	82	599 *	0	0	0	0
08:30	3	25	37	65	5	54	83	142	63	141	8	212	41	74	2	117	536	0	0	0	0
08:45	1	34	46	81	9	41	81	131	43	151	14	208	43	54	3	100	520	0	0	0	2
n/a	0	0	0	0	0	0	0	0	0	0	0	0	0	0	0	0	0	0	0	0	0
n/a	0	0	0	0	0	0	0	0	0	0	0	0	0	0	0	0	0	0	0	0	0
n/a	0	0	0	0	0	0	0	0	0	0	0	0	0	0	0	0	0	0	0	0	0
n/a	0	0	0	0	0	0	0	0	0	0	0	0	0	0	0	0	0	0	0	0	0

Total	27	188	303	518	71	446	823	1340	525	1626	89	2240	248	543	19	810	4908	1	0	3	2
Pk Hr	12	91	122	225	29	241	426	696	265	771	42	1078	95	194	9	298	2297 *	0	0	1	0
15x4	20	124	140	280	40	272	476	760	312	912	56	1196	116	216	16	340	2500 +	0	0	4	0
PHF	0.60	0.73	0.87	0.80	0.73	0.89	0.89	0.92	0.85	0.85	0.75	0.90	0.82	0.90	0.56	0.88	0.92	n/a	n/a	0.25	n/a
Avg Hr	9	63	101	173	24	149	274	447	175	542	30	747	83	181	6	270	1636	0	0	1	1



AM Peak Hour Volumes



Noon Peak Period

Location: Route 16 @ Domano-Tyner Drive

Date: Thursday, August 31, 2006

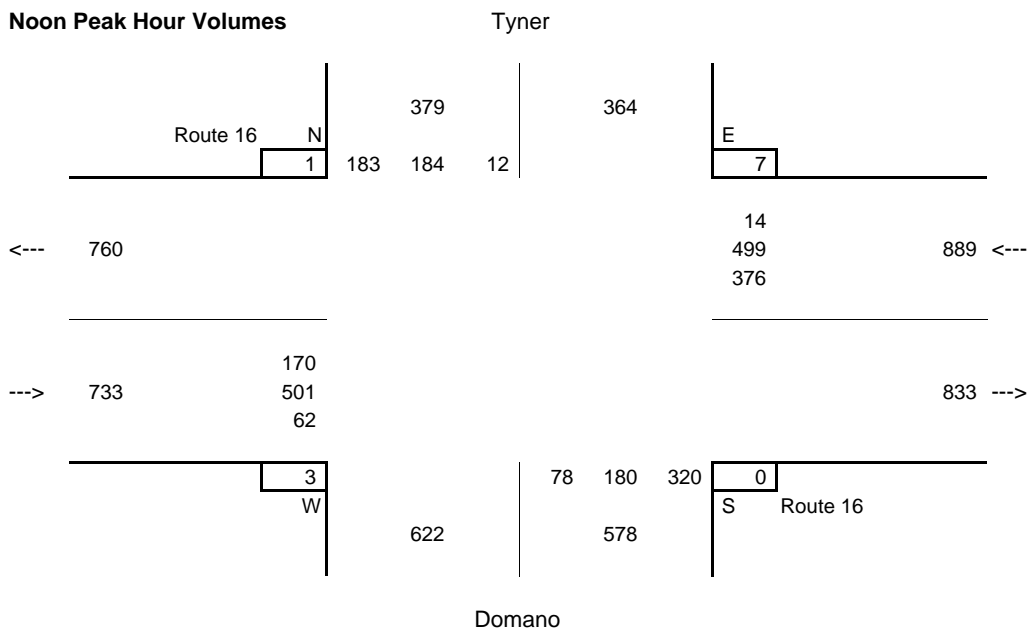
This data is for Passenger Vehicles

Time Period Begins	Tyner NORTH Approach				Domano SOUTH Approach				Route 16 WEST Approach				Route 16 EAST Approach				Total Volume	Pedestrians			
	Left	Thru	Right	Total	Left	Thru	Right	Total	Left	Thru	Right	Total	Left	Thru	Right	Total		N	S	W	E
11:00	1	18	41	60	14	24	68	106	25	110	8	143	72	107	2	181	490	0	0	0	1
11:15	2	34	35	71	15	31	77	123	55	126	16	197	57	112	2	171	562	0	0	0	4
11:30	1	34	44	79	13	21	71	105	33	107	20	160	90	122	1	213	557	0	0	0	0
11:45	5	34	48	87	17	55	111	183	44	134	16	194	92	100	5	197	661 *	0	0	0	1
12:00	5	62	56	123	18	40	83	141	53	120	9	182	87	134	4	225	671 +	1	0	3	1
12:15	0	54	41	95	17	49	59	125	33	123	18	174	99	118	0	217	611 *	0	0	0	2
12:30	2	34	38	74	26	36	67	129	40	124	19	183	98	147	5	250	636 *	0	0	0	3
12:45	0	30	51	81	12	44	87	143	53	144	20	217	69	138	3	210	651	0	0	1	0
n/a	0	0	0	0	0	0	0	0	0	0	0	0	0	0	0	0	0	0	0	0	0
n/a	0	0	0	0	0	0	0	0	0	0	0	0	0	0	0	0	0	0	0	0	0
n/a	0	0	0	0	0	0	0	0	0	0	0	0	0	0	0	0	0	0	0	0	0
n/a	0	0	0	0	0	0	0	0	0	0	0	0	0	0	0	0	0	0	0	0	0

Total	16	300	354	670	132	300	623	1055	336	988	126	1450	664	978	22	1664	4839	1	0	4	12
Pk Hr	12	184	183	379	78	180	320	578	170	501	62	733	376	499	14	889	2579 *	1	0	3	7
15x4	20	248	224	492	104	220	444	732	212	536	76	776	396	588	20	1000	2684 +	4	0	12	12
PHF	0.60	0.74	0.82	0.77	0.75	0.82	0.72	0.79	0.80	0.93	0.82	0.94	0.95	0.85	0.70	0.89	0.96	0.25	n/a	0.25	0.58
Avg Hr	8	150	177	335	66	150	312	528	168	494	63	725	332	489	11	832	2420	1	0	2	6



Noon Peak Hour Volumes



PM Peak Period

Location: Route 16 @ Domano-Tyner Drive

Date: Thursday, August 31, 2006

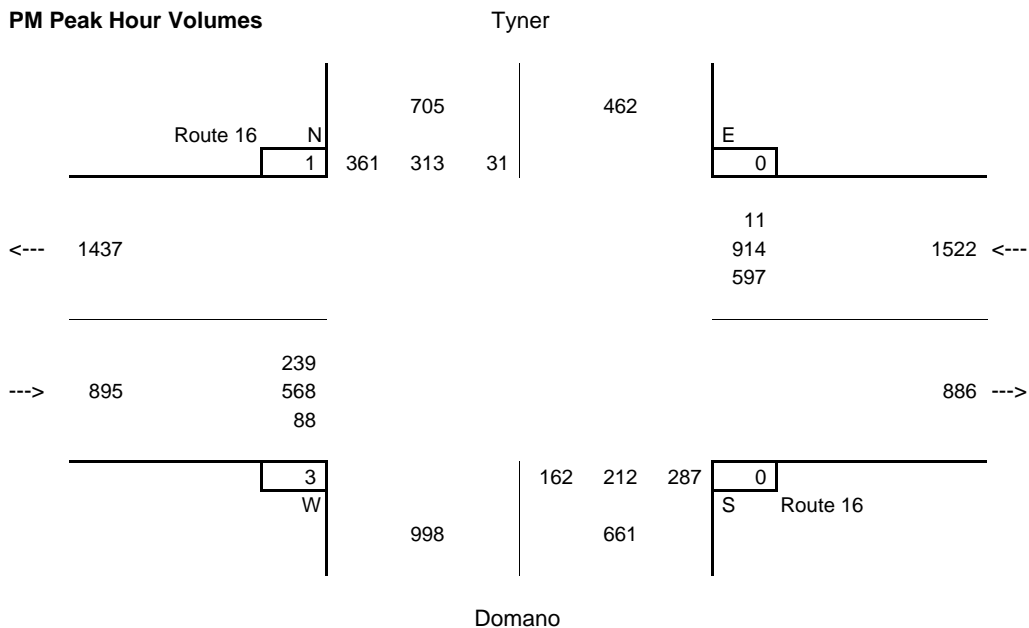
This data is for Passenger Vehicles

Time Period Begins	Tyner				Domano				Route 16				Route 16				Total Volume	Pedestrians			
	NORTH Approach				SOUTH Approach				WEST Approach				EAST Approach					N	S	W	E
	Left	Thru	Right	Total	Left	Thru	Right	Total	Left	Thru	Right	Total	Left	Thru	Right	Total					
15:00	5	46	50	101	19	41	82	142	44	133	20	197	99	113	5	217	657	0	0	1	0
15:15	5	30	51	86	19	62	73	154	41	129	16	186	110	160	4	274	700	2	0	2	0
15:30	9	70	57	136	30	52	70	152	67	169	23	259	112	154	7	273	820	0	0	0	0
15:45	9	50	47	106	21	43	92	156	76	203	26	305	124	162	4	290	857	0	0	0	0
16:00	2	60	65	127	34	45	80	159	46	123	22	191	149	172	7	328	805	0	0	0	0
16:15	5	67	58	130	20	63	100	183	38	143	18	199	140	180	4	324	836	0	0	0	1
16:30	8	66	73	147	38	50	71	159	71	133	26	230	125	206	5	336	872	0	0	0	0
16:45	8	91	96	195	31	43	79	153	78	135	24	237	153	233	7	393	978 +	1	0	1	0
17:00	11	83	108	202	30	57	89	176	55	155	19	229	148	209	3	360	967 *	0	0	0	0
17:15	4	62	82	148	41	44	63	148	51	130	20	201	154	261	0	415	912 *	0	0	2	0
17:30	8	77	75	160	60	68	56	184	55	148	25	228	142	211	1	354	926 *	0	0	0	0
17:45	3	64	65	132	29	58	66	153	65	135	23	223	140	208	2	350	858	0	0	0	1
n/a	0	0	0	0	0	0	0	0	0	0	0	0	0	0	0	0	0	0	0	0	0
n/a	0	0	0	0	0	0	0	0	0	0	0	0	0	0	0	0	0	0	0	0	0
n/a	0	0	0	0	0	0	0	0	0	0	0	0	0	0	0	0	0	0	0	0	0
n/a	0	0	0	0	0	0	0	0	0	0	0	0	0	0	0	0	0	0	0	0	0

Total	77	766	827	1670	372	626	921	1919	687	1736	262	2685	1596	2269	49	3914	10188	3	0	6	2
Pk Hr	31	313	361	705	162	212	287	661	239	568	88	895	597	914	11	1522	3783 *	1	0	3	0
15x4	44	364	432	808	240	272	356	736	312	620	100	948	616	1044	28	1660	3912 +	4	0	8	0
PHF	0.70	0.86	0.84	0.87	0.68	0.78	0.81	0.90	0.77	0.92	0.88	0.94	0.97	0.88	0.39	0.92	0.97	0.25	n/a	0.38	n/a
Avg Hr	26	255	276	557	124	209	307	640	229	579	87	895	532	756	16	1305	3396	1	0	2	1



PM Peak Hour Volumes



Average Hour Period Location: Route 16 @ Domano-Tyner Drive
 Date: Thursday, August 31, 2006
 This data is for Passenger Vehicles

Survey	Tyner				Domano				Route 16				Route 16				Total Volume	Pedestrians			
	NORTH Approach				SOUTH Approach				WEST Approach				EAST Approach					N	S	W	E
	Left	Thru	Right	Total	Left	Thru	Right	Total	Left	Thru	Right	Total	Left	Thru	Right	Total					
Total	120	1254	1484	2858	575	1372	2367	4314	1548	4350	477	6375	2508	3790	90	6388	19935	5	0	13	16
Hours	8	8	8	8	8	8	8	8	8	8	8	8	8	8	8	8	8	8	8	8	8
Avg Hr	15	157	186	357	72	172	296	539	194	544	60	797	314	474	11	799	2492	1	0	2	2

AM Period																					
Total	27	188	303	518	71	446	823	1340	525	1626	89	2240	248	543	19	810	4908	1	0	3	2
Hours	3	3	3	3	3	3	3	3	3	3	3	3	3	3	3	3	3	3	3	3	3
Avg Hr	9	63	101	173	24	149	274	447	175	542	30	747	83	181	6	270	1636	0	0	1	1

Noon Period																					
Total	16	300	354	670	132	300	623	1055	336	988	126	1450	664	978	22	1664	4839	1	0	4	12
Hours	2	2	2	2	2	2	2	2	2	2	2	2	2	2	2	2	2	2	2	2	2
Avg Hr	8	150	177	335	66	150	312	528	168	494	63	725	332	489	11	832	2420	1	0	2	6

PM Period																					
Total	77	766	827	1670	372	626	921	1919	687	1736	262	2685	1596	2269	49	3914	10188	3	0	6	2
Hours	3	3	3	3	3	3	3	3	3	3	3	3	3	3	3	3	3	3	3	3	3
Avg Hr	26	255	276	557	124	209	307	640	229	579	87	895	532	756	16	1305	3396	1	0	2	1

Average Hour Volumes

Tyner

	Total	186	157	15
	AM	101	63	9
	Noon	177	150	8
	PM	276	255	26

	PM Noon	AM	Total
	16	11	6
	11	6	11
	756	489	181
	532	332	83
			474
			799

Route 16

<---	756	489	181	474	799
	532	332	83	314	

	194	175	168	229
797	544	542	494	579
	60	30	63	87

Route 16

Total	AM	Noon	PM
	124	209	307
	66	150	312
	24	149	274
	72	172	296
	539		

PM	124	209	307
Noon	66	150	312
AM	24	149	274
Total	72	172	296
	539		